



# DURABASE

The Perfect Solution for Conservatory Bases

## BRICK CHART


### The Britannia Range




F201 Buff Dragwire



F297 London Multi Buff



303 Smooth Red Multi



436 Antique Multi Red



200 Golden Smooth



R220 Terracotta




689 Rustic Multi Red




500 Smooth Brown




700 Smooth Anthracite



401 Red Dragwire



400 Smooth Red



335 Red Multi



313 Red Multi Dragwire



7429HL Autumn Leaves



7421RS Flame Red Sanded



7404L Leonardo



7402 Brown Sanded



7450 Montana



7424 Colarado



7427 Red Blue Flamed



690 Rustic Cottage Multi



684 Rustic Golden Multi



686 Rustic Inferno Multi



687 Rustic Orange Multi




Rustic Red Charcoal Multi



7480 Weathered  
Old Mill House



688 Rustic Buff Multi



Smooth Grey



7400 Deep Sanded Red



Old Mill House

Printed colour samples are as accurate as printing techniques allow and are for guidance only. It should be noted that as the materials used in the manufacture are from natural sources variations in shade and dimensions can occur.

## The Classic Range



Leopard



Topaz



Pastorale



Renaissance




Pastorale Multi



Suffolk Buff

## The Elite Range



Old Beaufort



Old English



Staffordshire Blue



Greenwich Yellow  
Multi Rustica



Islington Yellow Rustica



London Original Stock



Restoration Red Rustica



St Ives Cream Rustica




Weathered Yellow London



Whitby Red Stock

## The Bradstone Range



Traditional Cotswold




Square Dressed Buff



Square Dressed Pennine



Rough Dressed Cotswold



Rough Dressed Southwold



Rough Dressed Iron Ham

Printed colour samples are as accurate as printing techniques allow and are for guidance only. It should be noted that as the materials used in the manufacture are from natural sources variations in shade and dimensions can occur.